



PONY HEATED PROBE ENCLOSURE

KEY FEATURES

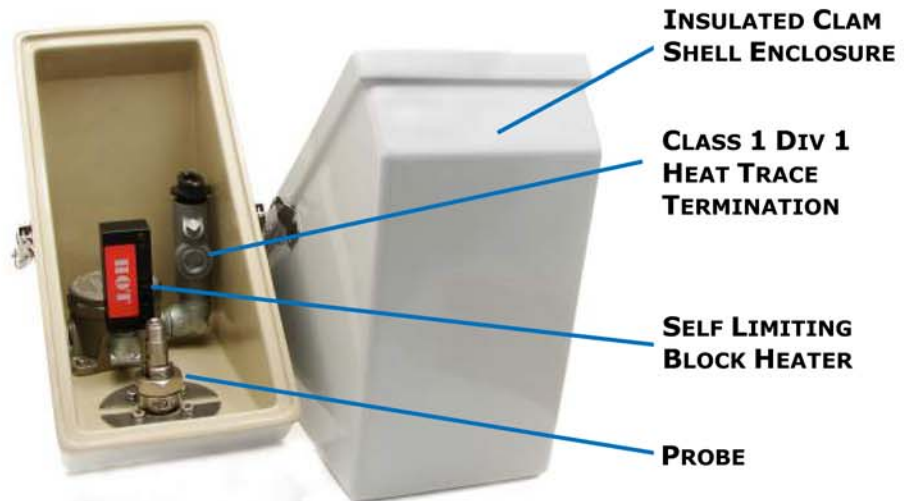
- Analytically Accurate™ design
- Patented technology utilizing existing power supplied by heat trace sample tubing
- Requires no gas consumption or external power
- Direct mount on pipeline fitting between 6" center-to-center TOL's
- Reduces maintenance by eliminating need to wrap probe in heat trace tape
- Fits over probes with correct adaptor nut
- Rated for Class 1, Div 1 Locations

The **PONY® Heated Probe Enclosure** is designed to provide and maintain heat for the sample probe directly at the sample point with a P53 Heated Sample Conditioning System.

The Pony® enclosure is an integral part of the P53, developed to install between 6" center-to-center thread-lets.

Consisting of a molded, insulated, and weatherproof clam shell design, the Pony® enclosure provides easy maintenance with steel latches and chain to prevent loss of lid.

Construction selections include hot press glass fiber reinforced polyester or stainless steel.

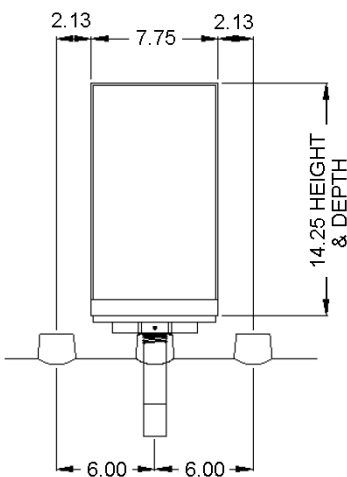
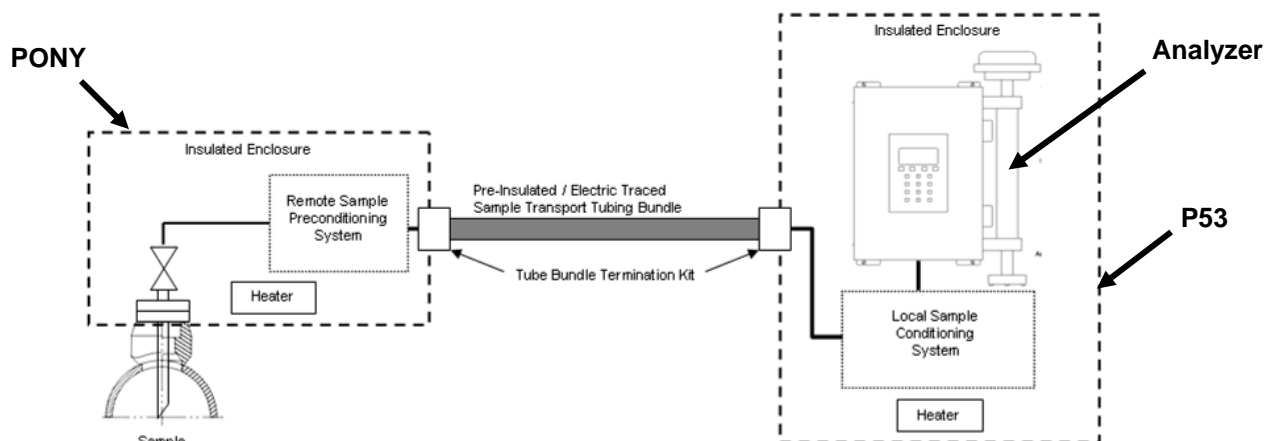


NEW CLAM SHELL DESIGN PROVIDES EASIER PROBE MAINTENANCE!

PONY

Heated Probe Enclosure

INSTALLATION DIAGRAMS



Pony Clamshell enclosure installed between 6" center-to-center thread-o-lets.

PRODUCT SPECIFICATIONS

Power	120 VAC/240 VAC/24 VDC
Heating Components	50 watt self-limiting block heater
Sample Gas Temperature Maintained	98°F (37°C)
Cabinet Construction	Hot-pressed Glass Fiber Reinforced Polyester

STANDARD COMPONENTS

- Heated insulated enclosure
- Heat tracing tubing shrink boot
- Heat trace tubing shrink sleeve
- Class 1, Div 1 Termination enclosure w/ termination kit
- Bolts, nuts, & washers to mount to adapter nut